

## Compact data logger PetitLOGGER GL100 Series



Main body	
<b>GL100-WL</b> with wireless LAN	<b>GL100-N</b> without wireless LAN

Shown in actual size

GL series announces support for additional sensors in volatile wireless and non-wireless environment with ability to exchange input modules.

### Sensors

<p><b>Temp./Humidity GS-TH</b> Temp. (-20 to 85 °C), Humidity (0 to 100 % RH)</p>	<p><b>Acceleration/Temp. GS-3AT</b> Tri-axial acceleration (max. 10 G), Temp. (-10 to 50 °C)</p>	<p><b>Carbon dioxide (CO2) GS-CO2</b> CO2 concentration (max. 9999 ppm)</p>	<p><b>Illuminance/UV GS-LXUV</b> Illuminance (max. 200 klx), UV intensity (max. 30 mW/cm2)</p>
---	--	---	--

### Input Terminal / Adapter

<p><b>Voltage/Temp. GS-4VT</b> 4ch Voltage (max. 50V) or Temp. (TC: K &amp; T), 4ch Logic or Pulse</p>	<p><b>Thermistor GS-4TSR</b> 4ch Temperature (-40 to 120 °C), 4ch Logic or Pulse</p>	<p><b>AC current sensor GS-DPA-AC</b> Current (50, 100, 200A RMS), Power in Single- or three-phase power system</p>
--	--	---

### Dual port adapter connects up to two modules for simultaneous interface

1. Temp./Humidity & Illuminance/UV	<p>Example : 1. Dual port adapter GS-DPA</p>
2. Temp./Humidity & Carbon dioxide (CO2)	
3. Illuminance/UV & Carbon dioxide (CO2)	

### Thermistor sensor

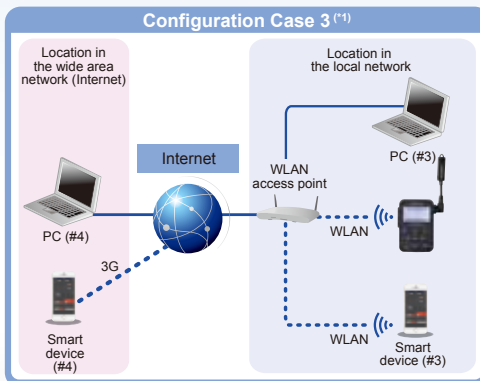
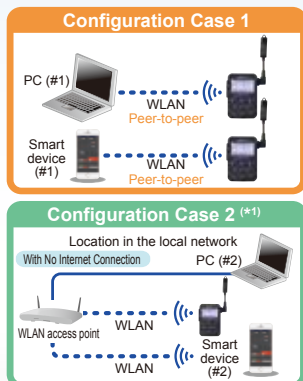
GS-103AT-4P (Normal type)

GS-103JT-4P (Ultrathin type)

### AC current sensor

Example

Wireless access will support multiple configurations for both secured and world wide internet access



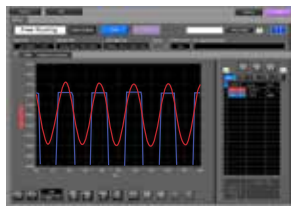
Available functions	Configuration Case 1		Configuration Case 2		Configuration Case 3	
	PC (#1)	Smart device (#1)	PC (#2) *1	Smart device (#2)	PC (#3) *1	Smart device (#3)
Control of full functions	●		●		●	● (*2)
Control of simple functions (Start/Stop, Sampling, Alarm)		●		●		● (*2)
Display Waveform/Digital value	●		●		●	● (*2)
Save data to PC	●		●		●	● (*2)
Receive message via email					●	●

●: Function is available    ●: Function is available in the condition  
 \*1 : Multiple PCs cannot make connection to the GL100 simultaneously.  
 \*2 : A static global IP. must be available within network and the GL100 configured as a device within the WAN.

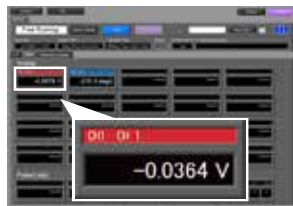
## Includes Application Software for General-Purpose or Industry-specific Customized Platform

General purpose application software will continue to have the ability to view in Y-T chart, waveform, and digital values. The new industry-specific customize software will feature targeted software in accommodating users with indicators that are specific and familiar to that industry.

 General-purpose software for PC



Waveform Screen




Digital Value Screen

 General-purpose software for Smart Device (Android OS/iOS)



Digital Value Screen



Waveform Screen

### Industry-specific software(for PC)

Specific-industry	Measurement capability	Description
Agriculture	<ul style="list-style-type: none"> <li>Temperature Accumulation</li> <li>Humidity Deficit</li> <li>Amount of solar radiation</li> <li>Amount of ultraviolet rays</li> </ul>	Confirm temperature accumulation, humidity deficit, solar radiation, ultraviolet rays as part of the vital indicators for healthy plant growth. Measure optimal saturation deficit by understanding the best conditions applied for growth, flowering, and fruit growth using temperature accumulation and optimal growth environment scheme.
Logistics	<ul style="list-style-type: none"> <li>Search and display acceleration thresholds</li> <li>Temperature Accumulation</li> <li>Humidity Deficit</li> </ul>	Transportation of industrial equipment, temperature controlled transport of food, and warehouse temperature management can all be monitored to provide the safest and most secure operation. Safety measurements through monitoring the vibration of the transport vehicles can be vital to heavy-industrial and vibration sensitive equipment. Accumulated temperature monitoring and humidity levels will be vital to keeping food fresh in a controlled environment.
Power measurement	<ul style="list-style-type: none"> <li>AC current</li> <li>Power</li> <li>Integrated power</li> </ul>	Power and electric energy levels will be displayed on the graph using measured AC current locally at the factory, buildings and industrial equipment. Corresponds to three power systems including two-wire single-phase, three-wire single-phase, or three-wire in three-phase.

### Support your specific software

Customize your software using the SDK (Software Development Kit) provided by Graphtec.

## Sufficient capacity for data

### Data Capturing Time

Condition	Capturing time	Condition Example :
Built-in memory (Approx. 4.9MB)	Approx. 254 days	Temp./Humidity sensor (GS-TH), 1 minute sampling interval
micro SD memory card	Over 2 years	

\* File size for captured data is up to 1.9GB on the micro SD memory card.

## Available battery option

### Battery Operating Time

Condition	Operating time	Condition Example :
When saving data to the Built-in memory with WLAN disabled	Approx. 2 weeks	Temp./Humidity sensor (GS-TH), 1 minute sampling interval, using Alkaline battery (AA size x 2)

\* USB power source will be required for Voltage/Temperature (GS-4VT), and CO2 sensor (GS-CO2).

### Specifications of GL100-WL, GL100-N

Item	Description	
Number of channel	Up to 4 channels (varies by the type of input module used, and measurement type is fixed with each input module.)	
Interface to PC	USB 2.0, Wireless LAN (IEEE802.11b) in GL100-WL	
Functions	<ul style="list-style-type: none"> <li>Real-time data capturing</li> <li>Displays the captured data value to the LCD in real-time and save the monitoring values</li> <li>Set conditions using the Menu setting</li> </ul> <p>While using Wireless LAN :</p> <ul style="list-style-type: none"> <li>Output captured data in real-time</li> <li>Output the saved data from the internal memory</li> <li>Full control of the GL100 from the PC application software</li> <li>Send warnings via the e-mail in GL100-WL (**)</li> </ul> <p>While using USB port :</p> <ul style="list-style-type: none"> <li>Output captured data in real-time</li> <li>Output the saved data from the internal memory</li> <li>Full control of the GL100 from the PC application software</li> </ul>	
Display	LCD (backlit monochrome, graphical type)	
Storage device	<ul style="list-style-type: none"> <li>Built-in RAM (Approx. 4.9 MB)</li> <li>micro SD memory card</li> <li>Maximum file size for captured data is 1.9 GB.</li> </ul>	
Sampling interval	0.5 to 30 seconds and 1 to 60 minutes	
Output signal	Alarm (1 channel), Warnings message is sent via the e-mail in GL100-WL (**)	
Power source	<ul style="list-style-type: none"> <li>Alkaline battery (AA x 2)</li> <li>USB bus-power (micro USB connector)</li> <li>The required power capacity is 5V, 1A when AC adapter for microUSB drive is used. AC adapter is not included.</li> </ul>	
Operating environment	Temperature : -10 °C to 50 °C Humidity : up to 80% RH (non condensed) Water resistance : IP54	
External dimension	Approx. 66 x 100 x 27 mm (exclude protrusion)	
Weight	GL100-N : Approx. 125 g, GL100-WL : Approx. 130 g	
<b>Software</b>		
Item	Description	
Supported OS	Windows : 10 / 8.1 / 8 / 7 (32- or 64-bit), Android OS : 4.1 - 8.0, iOS : 9 / 10 / 11	
Controlled units	Up to 10 units	
<b>Accessories</b>		
Item	Model number	Description
Thermistor sensor (Normal type)	GS-103AT-4P	Sensor for GS-4TSR module, 3 m, 4 pcs/set, Temp. range : -40 to 105 °C
Thermistor sensor (Ultrathin type)	GS-103JT-4P	Sensor for GS-4TSR module, 3 m, 4 pcs/set, Temp. range : -40 to 120 °C
AC Current sensor	GS-AC50A	For GS-DAP-AC module, Cable 200 mm, Current range : 50 A AC
AC Current sensor	GS-AC100A	For GS-DAP-AC module, Cable 200 mm, Current range : 100 A AC
AC Current sensor	GS-AC200A	For GS-DAP-AC module, Cable 200 mm, Current range : 200 A AC
Dual port adapter	GS-DPA	Connect up to two (2) sensors
Module Extension Cable	GS-EXC	Extension cable for input module, 1.5 m long

### Specifications of input module

Temperature & Humidity sensor (GS-TH)	
Type of measurement	Temperature, and Humidity Accumulated temp. (calculated value), Dew-point temp. (calculated value)
Measuring range	Temperature : -20 to 85 °C Humidity : 0 to 100 % RH
<b>Acceleration &amp; Temperature sensor (GS-3AT)</b>	
Type of measurement	Tri-axial acceleration (X-, Y-, Z-axis), and Temperature
Measuring range	Acceleration : ±2G(20 m/s <sup>2</sup> ), ±5G (50 m/s <sup>2</sup> ), ±10G (100 m/s <sup>2</sup> ) Temperature : -10 to 50 °C
Sampling interval	5 to 100 ms in memory mode, 0.5 s to 60 min. in direct mode (**)
<b>Voltage &amp; Thermocouple input terminal (GS-4VT)</b>	
Number of channel	Analog voltage 4 channels, Logic or Pulse 4 channels (**)
Measuring range	Voltage: 20mV to 50V, 1-5V FS Thermocouple : K type (-200 to 1370 °C) & T type (-200 to 400 °C) Logic (signal pattern) : 0 to 24 V (common ground) Pulse (count) : Max. 200 counts/sampling interval, accumulating up to 65535 counts
<b>Temperature sensor input terminal (GS-4TSR)</b>	
Number of channel	Sensor 4 channels, Logic or Pulse 4 channels (**)
Sensor	Thermistor sensor (optional)
Measuring range	Temperature : -40 to 120 °C (varies by the type of sensor) Logic (signal pattern) : 0 to 24 V (common ground) Pulse (count) : Max. 200 counts/sampling interval, accumulating up to 65535 counts
<b>Carbon dioxide (CO2) sensor (GS-CO2)</b>	
Type of measurement	Carbon dioxide concentration
Measuring range	0 to 9999 ppm
Operating environment	Temperature : 0 °C to 50 °C, Humidity: up to 80% RH (non condensed)
<b>Illuminance &amp; Ultraviolet sensor (GS-LXUV)</b>	
Type of measurement	Illuminance, and UV intensity Accumulated Illuminance (calculated value), Accumulated UV intensity (calculated value)
Measuring range	Illuminance : 0 to 200 klx UV intensity : 0 to 30 mW/cm <sup>2</sup>
<b>AC Current sensor adapter (GS-DPA-AC)</b>	
Type of measurement	Current Power (calculated value), Electric energy (calculated value)
Application circuit	Single-phase two-wire, Single-phase three-wire system, or Three-phase three-wire
Sensor	Clamp-on current probe (optional), Two (2) sensors are able to connect
Measuring range	50, 100, 200 A RMS (varies by the sensor)

\*1 : A mail server is required for using the e-mail function.

\*2 : Memory capacity is up to 128 k samples in the memory mode.

\*3 : The measurement type for analog input channels can each be separately selected but also available as set of 4 channels.

\* The GL100-WL uses radio waves in the 2.4GHz band. It may interfere with other devices that use radio waves in the same frequency band. Some actions are required to avoid radio interference when necessary. This equipment can be used in limited regions by the regulations of the Wireless Telegraphy Act.

• Brand names and product names listed in this brochure are the trademarks or registered trademarks of their respective owners.

• Items mentioned are subject to change without notice. For more information about product, please check the web site or contact your local representative.



For using equipment in correctly and safely

• Before using it, please read the user manual and then please use it properly in accordance with the description.

• To avoid malfunction or an electric shock by current leakage or voltage, please ensure a ground connection and use according to the specification.

# GRAPHTEC

Graphtec Corporation

503-10 Shinano-cho, Totsuka-ku, Yokohama 244-8503, Japan  
 Tel : +81-45-825-6250 Fax : +81-45-825-6396  
 Email : webinfo@graphtec.co.jp

Website <http://www.graphteccorp.com>



GL100\_KE10516\_3P